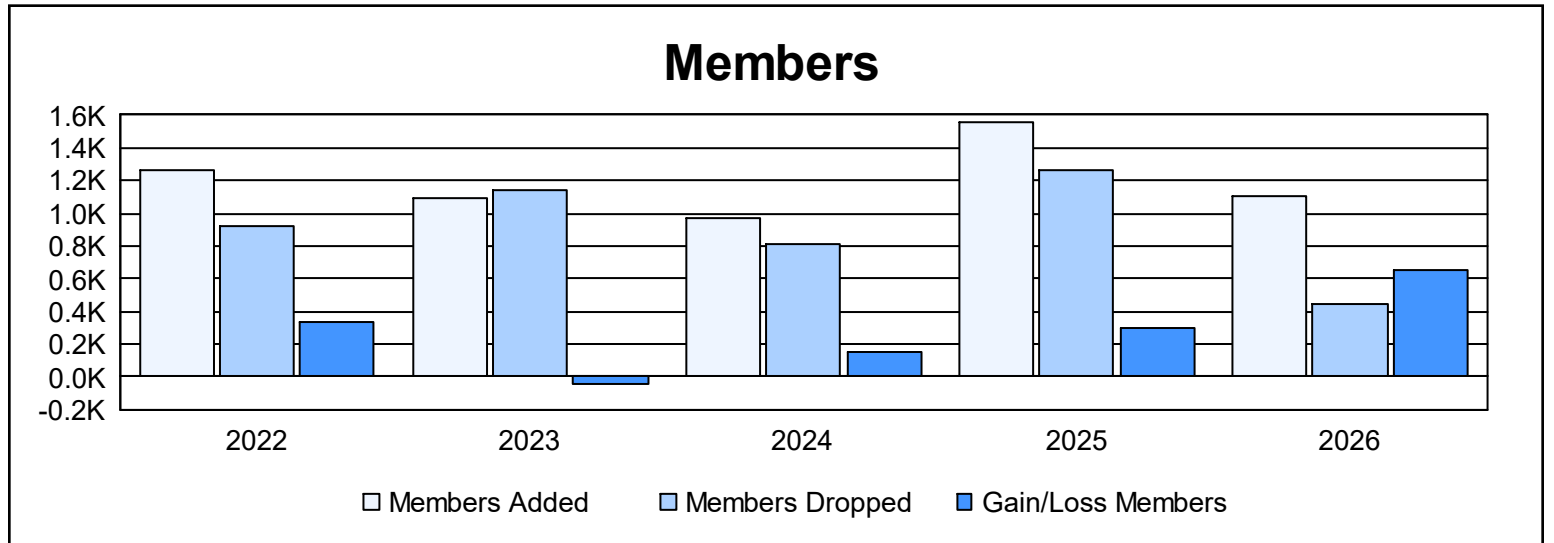
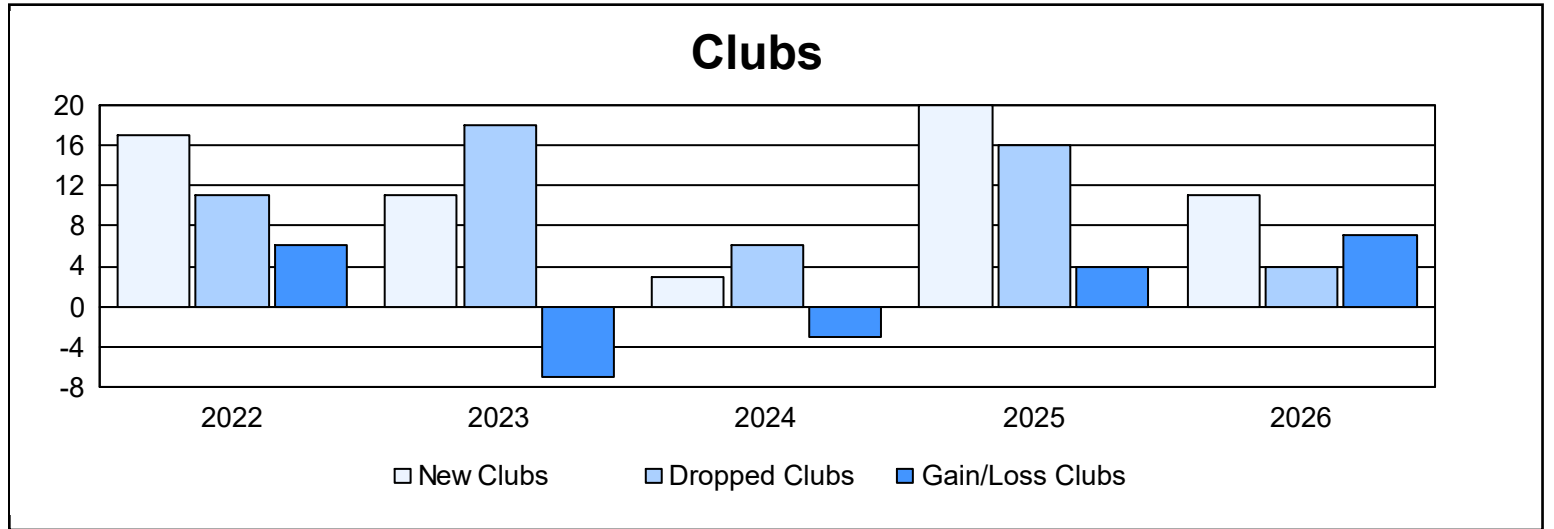
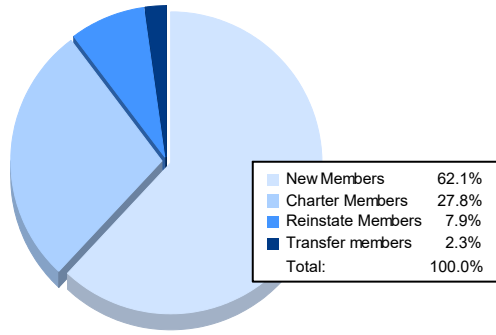


Year	New Clubs	Dropped Clubs	Gain/ Loss Clubs	New Members	Charter Members	Reinstate Members	Transfer Members	Total Member Added	Total Members Dropped	Gain/ Loss Members
2021-2022	17	11	6	738	467	44	10	1,259	923	336
2022-2023	11	18	-7	662	369	60	6	1,097	1,142	-45
2023-2024	3	6	-3	704	128	120	16	968	812	156
2024-2025	20	16	4	826	528	191	14	1,559	1,264	295
2025-2026	11	4	7	682	305	87	25	1,099	448	651
Average	12	11	1	722	359	100	14	1,196	918	279



Membership Composition March 2026 Cumulative



Gender Composition March 2026 Cumulative

